

GENERAL ROOF PLAN NOTES

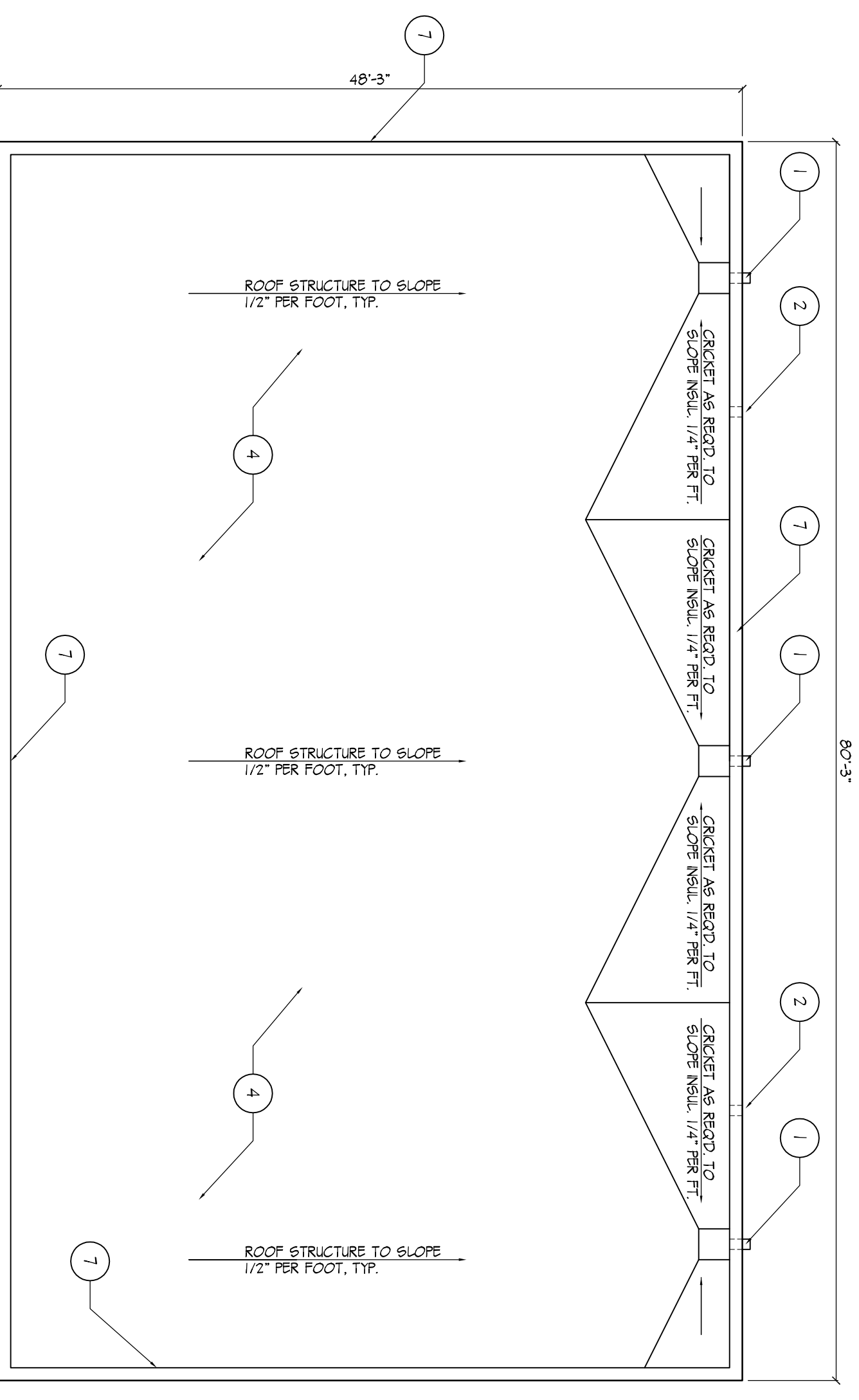
A. ALL FLAT ROOFS SHALL SLOPE 1/4"FT. MINIMUM TO DRAINS, SCUPPERS OR OVERFLOW SCUPPERS AS SHOWN, UNLESS NOTED OTHERWISE.

B. OVERFLOW SCUPPERS OR OVERFLOW DRAINS SHALL BE 2" MAXIMUM ABOVE ROOF DRAINS.

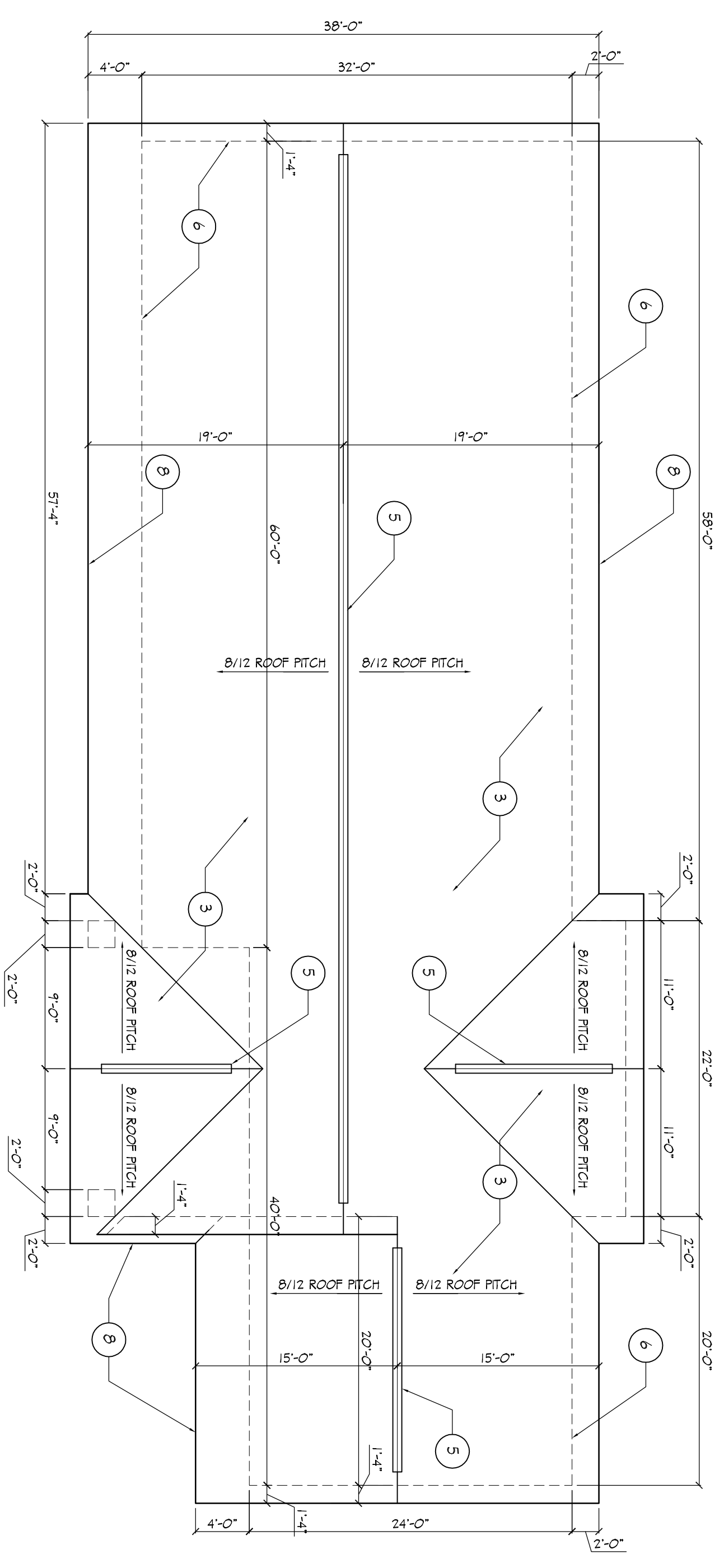
C. WHEN ROOF STRUCTURE IS PITCHED, ADD TAPERED INSULATION BETWEEN FLASHING AND THE SLOPE AS REQUIRED TO MAINTAIN 1/4"FT. MINIMUM SLOPE TO DRAINS, ETC.

D. REFER TO MECHANICAL DRAWINGS FOR COMPLETE SCOPE AND DETAIL OF ALL MECHANICAL FITTINGS, CURBS, ROOFTOP UNITS, FLASHINGS AND PENETRATIONS, UNLESS NOTED OTHERWISE.

ROOF NOTES	
1	THROUGH-WALL PENET. W/TL. SCUPPER W/REFIN. W/TL. DOWNPOUT
2	REFIN. W/TL. OVERFLOW SCUPPER
3	COMPOSITION SHINGLES
4	ADHERED EPDM ROOFING MEMBRANE OVER ROOF INSUL. SYSTEM
5	CONTINUOUS ROOF VENT
6	DASHED LINE DENOTES OUTSIDE EDGE OF WALL BELOW
7	REFIN. W/TL. PARQUET FLASHING
8	REFIN. W/TL. FASCIA
9	
10	
11	



13 ROOF PLAN - MAINTENANCE FACILITY
SCALE 1/8" = 1'-0"



23 ROOF PLAN - TOWNSHIP HALL
SCALE 1/8" = 1'-0"

ROOF PLANS AND DETAILS

I Hereby Certify That This Plan, Specification or Report Was Prepared By Me or Under My Direct Supervision and That I Am a Duly Licensed Architect Under the Laws of the State of Minnesota.

DATE: ## _____

REG. NO. 016355

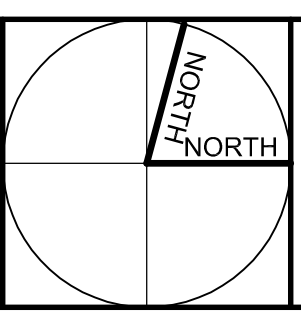
808 Courthouse Square, St. Cloud, MN 56303
 (320) 252-3740 • fax (320) 255-0683
 6043 Hudson Road, Suite 150, Woodbury, MN 55125-1016
 (651) 439-9566 • fax (651) 438-5615

www.gltarchitects.com
 Copyright 2010: Grooters Leapoldt Tideman Architects, P.C.



**AVON TOWNSHIP FACILITIES
 QUEEN'S ROAD SITE**

AVON TOWNSHIP, MINNESOTA PROJECT 0933



A2.3